



Colliers

INTERNATIONAL

NU
BIZ

NORTHERN UTAH BUSINESS



Market Review

Brandon Fugal



FALCON HILL
NATIONAL AEROSPACE RESEARCH PARK





STATION PARK



2019

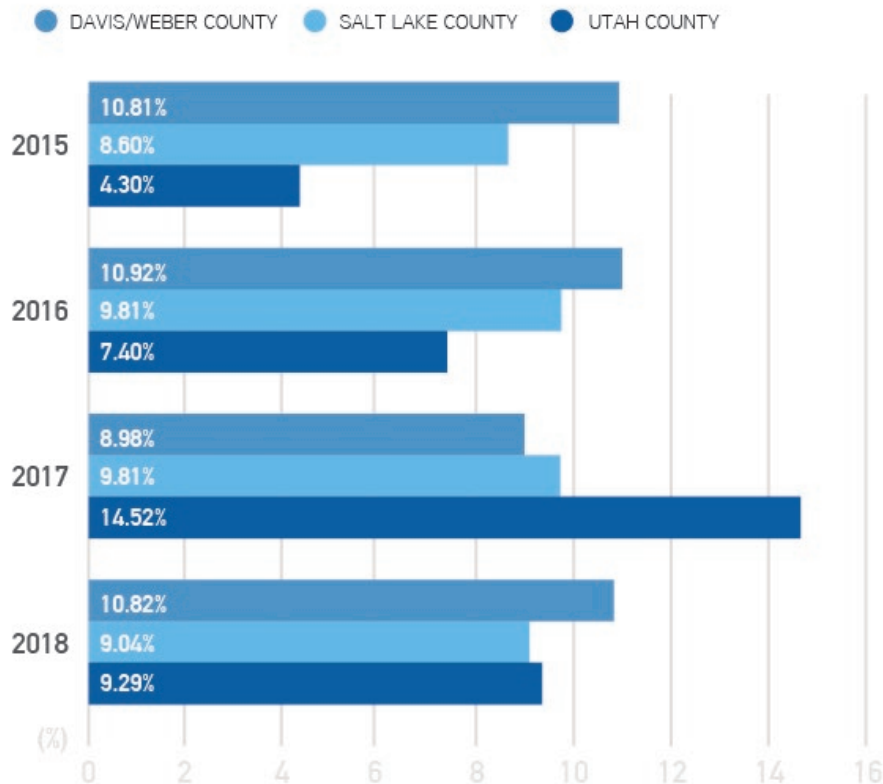
Market Update



Historical Vacancy Rates

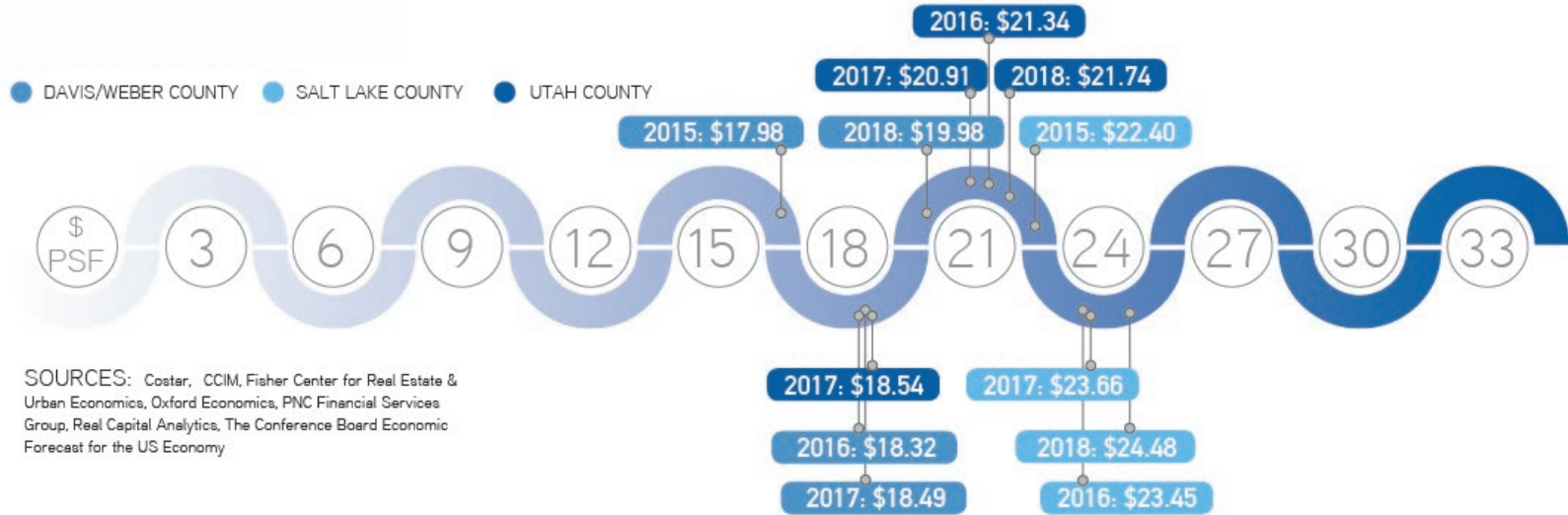
Current Vacancy Overall 10.82%

2018 Vacancies are similar
across all counties



Lease Rates

Current Lease Rate Overall \$19.98



Under Construction

Total Under Construction: 280,000 square feet

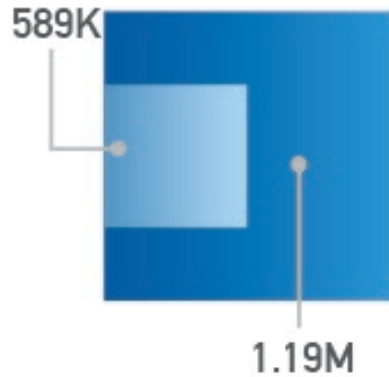
■ CURRENT SF UNDER CONSTRUCTION

■ CURRENT SF COMPLETED

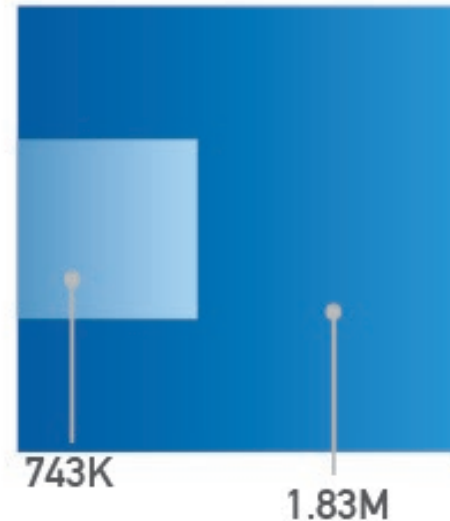
DAVIS/WEBER



SALT LAKE



UTAH



The background features a light blue grid with a white line graph and a candlestick chart. The candlestick chart shows an overall upward trend with some fluctuations. Numerical values are scattered across the chart, including 14200, 14254, 15214, 13462, 13678, 13191, 12932, 12752, and 13200. The text 'Significant Sale Transactions' is centered in a bold blue font.

Significant Sale Transactions

Park at Riverwoods (former Ancestry.com HQ)

120,000 square feet

Provo, Utah



Former Xactware Headquarters

75,172 square feet
Orem, Utah



Vivint SmartHome Headquarters




125,000 square feet
Lehi, Utah



Sandy Commerce Park

125,000 square feet
Sandy, Utah



The background of the slide is a light blue grid with a white line graph and a candlestick chart overlaid. The candlestick chart shows price fluctuations with several numerical values labeled above the bars: 14200, 13462, 14254, 13678, 15214, 13191, and 13278. The line graph shows a general upward trend with some volatility.

Significant New Development Transactions

Farmington Tech Center

34,327 square feet
Farmington, Utah






MOUNTAIN AMERICA TOWER



327,000 square feet
Sandy, Utah



350,000 square feet
Draper, Utah



PLURALSIGHT



**AMERICAN
EXPRESS**

TOWNE RIDGE
CENTER

**350,000 square feet
Draper**

